




**Benarkin**

State School

# **BENARKIN STATE SCHOOL – Quality Classroom Policy**



*A High Performing School has learning environments that encourage high performance.*

A **Quality Classroom** is one in which teaching and learning opportunities are maximised through effective resources and classroom management.

Learning Area environments give those who work in them, and those who visit, 'messages' about what is held to be important.



What 'messages' does your room illustrate?

Every teacher at **Benarkin State School** is responsible for creating a **Quality Classroom** environment by – Classroom Organisation, Resource Management and Classroom Displays.

### **Things to consider**

**Displays should have focused headings to attract attention** – perhaps even expressed as a provocative question.

**Displays for a purpose** – teachers should consider the purpose for the display and the intended audience. Curriculum related displays should be referred to regularly to support students in their learning. Certain displays will lend themselves to be in the same location all year, while others will change (either by growing during the course of a unit, or decreasing during the gradual release to independence model).

**Too much display can lead to over stimulation** - teachers should plan their displays based on purpose and relevance.

**Admin will support you to help you make your learning area the best it can be** – time throughout the year will be specifically targeted to support classroom display, resources will be developed for school wide use, blue tac and thumb tacks will be readily available, step ladders are located in Library, Kitchen Storeroom and Groundsman Shed for you to borrow.

**Blue tack, Velcro Dots and Thumb tacks** – we all agree to use blue tack to secure items of work/display to windows and walls. Thumb tacks will be used on pin boards. Velcro dots are available to use for displays that may be used again.

**General Display** - classroom furniture should be carefully organised to gain the feel of maximum learning space. There should be no clutter or storage that impedes on learning areas. Hallways, verandas and storerooms should be neatly organised and are the responsibility of the directly related learning area. Old furniture should be removed from learning areas if it is not needed.

### **All learning areas- Classroom Displays**

Particular types of static displays are to be created in all classrooms, and must;

- be visually appealing- including near borders and coverings on noticeboards
- include specific information/reference materials, etc
- be purposeful and current
- be fixed to a wall- not hanging across the classroom space

At Benarkin State School, all teaching staff will ensure that the learning area for which they are responsible for will include a display of the following:

#### **School PBL Display**

- located in prominent part of the room that can be readily referred to 4 School rules posters, Behaviour Matrix, Behaviour Flowchart

#### **Teacher Reference Area**

- located close to teacher's desk : Duty Timetable, Classroom Timetable (outlining KLA, times of breaks, aide support, specialist timetable), Teacher/Admin behaviour chart, Benarkin State School Priorities

#### **Quality Student Work Display**

Changed at least once per term and over the course of the year may include some of the following ideas; Visual Arts, Writing, exemplary book work presentation or projects/assignments

#### **Front Door Display- Classroom Entry**

- located on front door or glass at front entrance of the room : Welcome sign (classroom name and teacher or learning area name and teacher), student friendly timetable (may include picture clues). It will not include student names.

#### **Year Level or Learning Area Specific Displays**

- as outlined on following pages- posters/images, artefacts, deconstructed exemplars, student work, related information

## Exemplar Displays



### Student Displays

Items attached in neat presentation.



### Front Door Displays

Information for students and families.



### Teacher Reference Area

Includes all necessary and quick reference for teachers. Easily located by support and TRS.



### School Positive Behaviour Displays

Includes all School developed resources.



### Quality Work Displays

Includes students work that is high quality and teacher input to enhance the display.

## Junior Classroom Display Ideas



- KLA Specific Display (linked to a unit)
- May be a Science, History/Geography etc, English C2C unit, Health, LOTE, Mathematics or Visual Arts display
- Explicit Instruction Sequence-Lesson Intent, Success Criteria, TIB Posters
- I Do, We Do, You Do Cues posters
- Consolidations Poster – (Recite, Check, Apply)
- Bookwork Posters- A4 laminated copies
- Mathematical concepts
- directly related to current learning, as a guide is to be changed each term
- Reading Nook
- where reading resources and books are readily available
- Classroom Jobs
- Visual Timetable
- daily visual timetable for class reference
- THRASS charts
- Data Displays
- Target/Goal Setting chart/display
- Numbers 1-20 with numeral and picture
- Numbers 1-10 displayed from day 1, 11-20 displayed as they are taught
- 100s number flip board
- collect from Maths room
- Birthday Chart
- Calendar
- day, date, month, weather, season
- Days of the Week
- Months of the Year
- RUCSAC poster and problem solving strategies
- Oral Reading and Comprehension strategies - as they are taught
- Deconstructed exemplars
- QAR posters
- Editing Charts
- VCOP Charts
- Word Wall- WOW words, Sight words, KLA words
- Parts of Speech and Punctuation
- school developed resources to support Jolly Grammar, as they are taught
- Noun, verb, adjective, adverb, full stop, comma, question mark, exclamation mark, speech marks
- Proofreading and Editing Chart
- Deconstructed exemplars
- Rainbow Facts and Doubles Facts
- Numbers 1-20 with numeral, picture and word
- 100s number flip board
- Mathematical concepts
- directly related to current learning, as a guide is to be changed each term
- Mathematical symbols and synonyms
- Concept- specific information
- Student work
- Times Tables Posters



## Senior Classroom Display Ideas

- ❑ KLA Specific Display (linked to a unit)
- May be a Science, History/Geography etc, English C2C unit, Health, LOTE, Mathematics or Visual Arts display
- ❑ Explicit Instruction Sequence - Lesson Intent, Success Criteria, TIB posters
- ❑ I Do, We Do, You Do cues poster
- ❑ Consolidation poster - (Recite, Check, Apply)
- ❑ Bookwork Posters - A4 laminated copies
- ❑ Reading comprehension and oral reading strategies
- ❑ QAR Posters
- ❑ Editing Charts
- ❑ VCOP posters
- ❑ Word Wall—WOW words, KLA words
- ❑ Reading Nook
- ❑ Deconstructed exemplars
- ❑ Student work
- ❑ Mathematical concepts
- directly related to current learning, as a guide is to be changed each term
- ❑ Number chart - place value chart'
- ❑ Mathematical symbols and synonyms
- ❑ Times tables poster/s
- ❑ RUCSAC and Poster Solving Posters
- ❑ Jobs Chart
- ❑ Data Displays
- Target / Goal Setting / Display



## Outside the Classrooms

All classrooms will have a neat and presentable bag area. The area will be organised, contain no lost property and be free of rubbish. Class teachers and their class will take pride in the outside appearance of their learning area.



**Benarkin**  
State School



## Other Learning Areas

Library, Kitchen and Office - Staff in locations around the school that support students' learning will utilise relevant sections of this policy to guide their display.

## School Display Boards

Staff at Benarkin will ensure that school notice boards are up to date, well presented and changed regularly (where appropriate). School display boards may include student work samples, posters and any relevant information.

- Parent Information Board

Located outside Senior classroom on the verandah and managed by Deidra Elliott.

- Behaviour Displays

Located in every classroom, speciality area and administration as well as Weekly Rule Focus managed by Leanne Smith.

- Changeable Sign on Scott Street

Located outside school gate on Scott Street and managed by P&C President.

- Changeable Sign on Highway

Located on D'Aguiar Highway and managed by Principal.

- Staffroom Calendar

Located in Administration (Staffroom) and managed by Admin & Principal.